

Sursa bibliografică:

Aurelian Ciornei, Mureş Gh. Rădăşanu, JOCURI POPULARE BUCOVINENE, 1981, Suceava, Centrul Judeţean de Cultură şi Educaţie Socialistă – Centrul de îndrumare a creaţiei populare şi a mişcării artistice de masă, p. 251-253.

HUȚULGA



Diagram showing circular and vertical dance notation symbols.

Localități: comunele *IZVOARELE*
SUCEVEI și *BRODINA*
Informatori: *GRUPURI DE DANSATORI*
Anul culegerii: 1971
Tempo: *Moderato*
Succesiune: a, b, c, b, d



Musical notation including a 45-measure rest and rhythmic patterns.

a



Musical notation for the first part of the song, including a 2/4 time signature and a 10-measure rest.

Ci - ne joac - că	Hu - țul - ca		
Hu - ța - nu cu	hu - ța - ca		
Hai ha - ța - ne	și - om ju - ca		
Hu - țul - ca din	Bro - di - na		

251

b


Exercise b consists of four measures. Each measure contains a diamond-shaped note with a stem. The first measure has a vertical line to the left of the note. The second measure has a vertical line to the left of the note. The third measure has a vertical line to the left of the note. The fourth measure has a vertical line to the left of the note. Above the notes, there are small diamond shapes with arrows pointing up and down, indicating fingerings or breath marks.

Exercise b continues with a sequence of notes. The first measure starts with a diamond-shaped note and a stem, followed by a note with a stem and an accent (^). The second measure has two notes with stems and accents. The third measure has two notes with stems and accents. The fourth measure has two notes with stems and accents. The fifth measure has two notes with stems and accents. The sixth measure has two notes with stems and accents. The seventh measure has two notes with stems and accents. The eighth measure has two notes with stems and accents. The sequence ends with a double bar line.

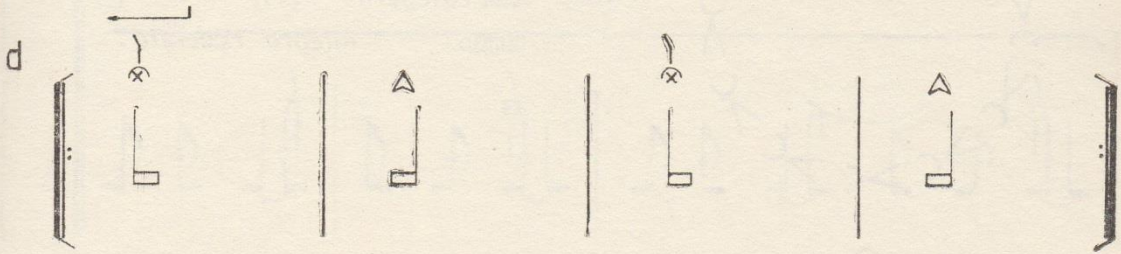
c

Exercise c consists of a sequence of notes. The first measure starts with a diamond-shaped note and a stem, followed by a note with a stem and an accent (^). The second measure has two notes with stems and accents. The third measure has two notes with stems and accents. The fourth measure has two notes with stems and accents. The fifth measure has two notes with stems and accents. The sixth measure has two notes with stems and accents. The seventh measure has two notes with stems and accents. The eighth measure has two notes with stems and accents. The sequence ends with a double bar line.

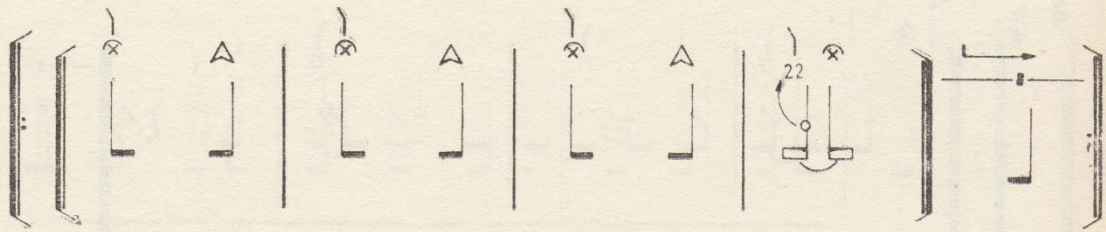
Exercise c continues with a sequence of notes. The first measure has two notes with stems and accents. The second measure has two notes with stems and accents. The third measure has two notes with stems and accents. The fourth measure has two notes with stems and accents. The fifth measure has two notes with stems and accents. The sixth measure has two notes with stems and accents. The seventh measure has two notes with stems and accents. The eighth measure has two notes with stems and accents. The sequence ends with a double bar line.



Rar



Moderato



Allegretto

